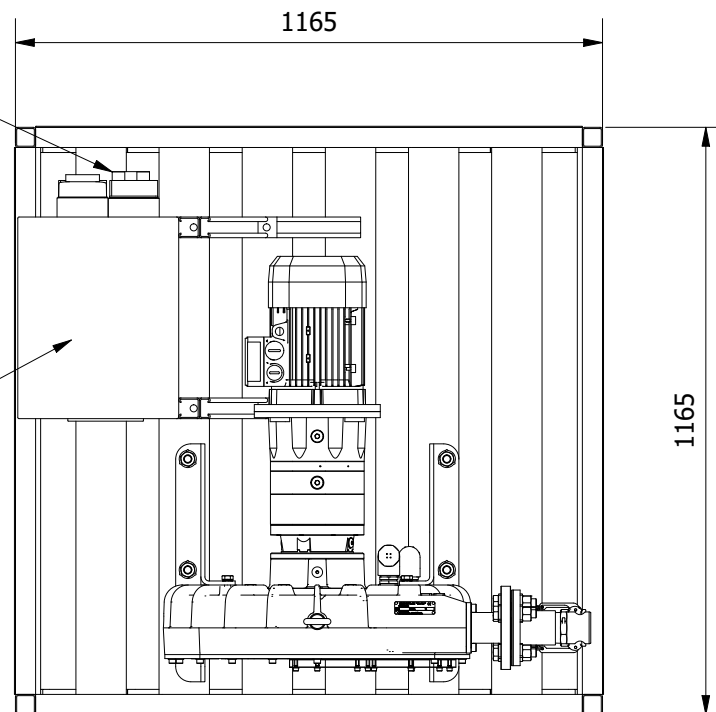


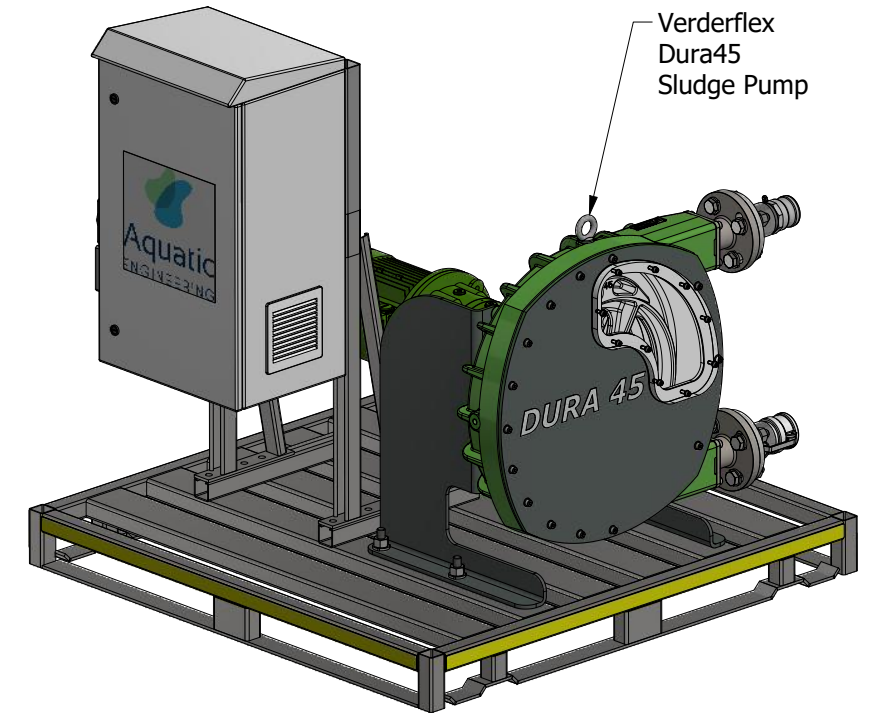
3 Phase Power Inlet

Control/Starter Panel

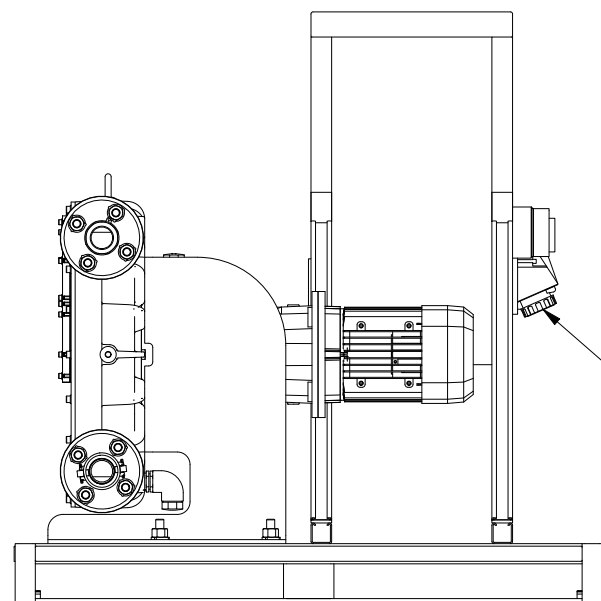


1165

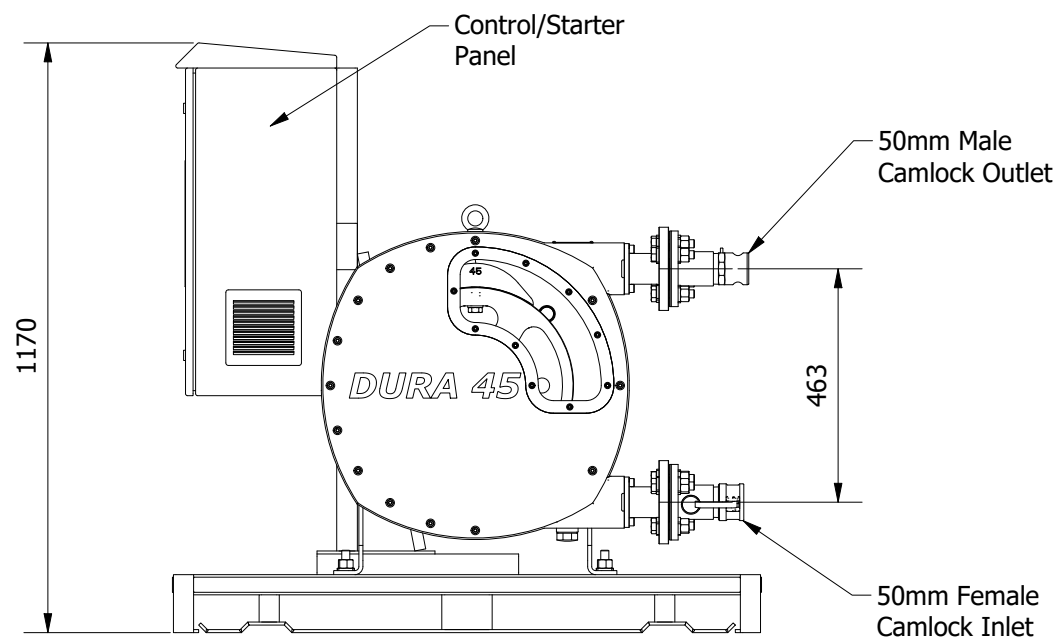
1165



Verderflex Dura45 Sludge Pump



3 Phase Power Inlet



Control/Starter Panel

50mm Male Camlock Outlet

50mm Female Camlock Inlet

1170

463

PUMP SKID EMPTY WEIGHT 400kg

					SIGNATURE	DATE
					DRAWN	
					CHECKED	
					APPR'D	
0	16.10.2025	ISSUE FOR INFORMATION	J.P.	J.B.	CAD FILE REFERENCE:	
REV.	DATE	REVISION	BY	CHK'D	APPR'D	SCALE: 1:15 UON
						SHEET SIZE: A3

Aquatic ENGINEERING
ABN: 47 083 962 163
 THIS DOCUMENT IS CONFIDENTIAL. THE COPYRIGHT THEREIN IS RESTED IN AQUATIC ENGINEERING Pty. Ltd. RECIPIENTS MUST OBTAIN THE WRITTEN AUTHORITY OF THE SAID COMPANY BEFORE WHOLLY OR PARTLY DUPLICATING THE CONTENTS OR DISCLOSING SAME TO OTHERS. ALL RIGHTS RESERVED.

PROJECT: PROPRIETARY STANDARD	TITLE: Dura45 PERISTALTIC SLUDGE PRESSURE PUMP SKID
PROJECT No.: STANDARD	DRAWING No.: A01-Dura45-SKID
	SMT No. ISSUE
	1 0